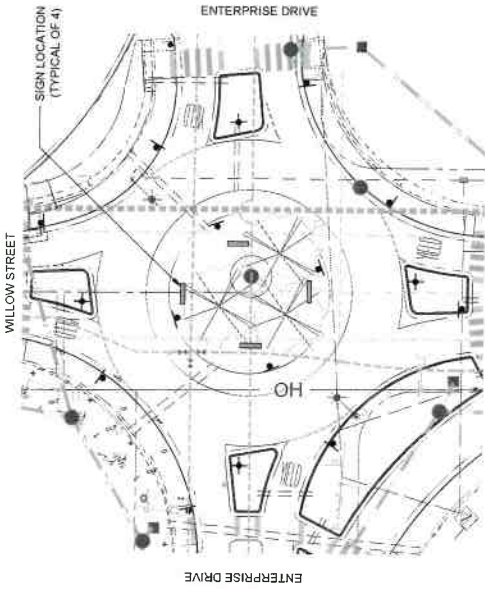
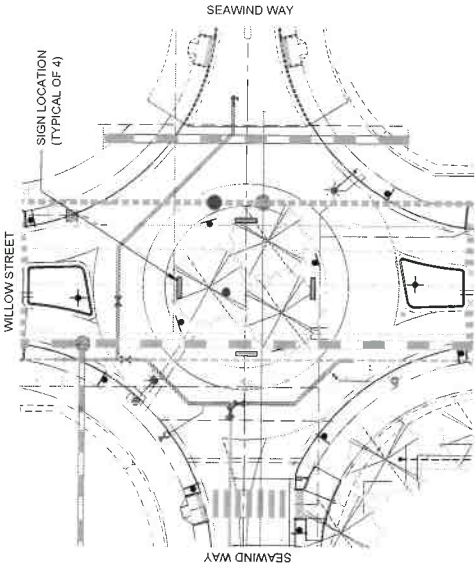




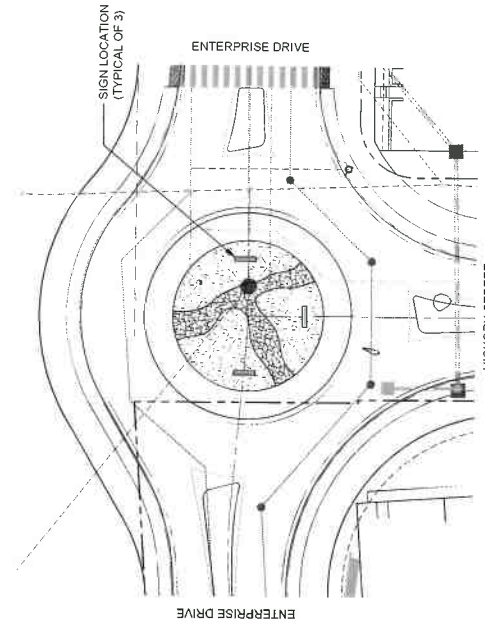
KEY MAP



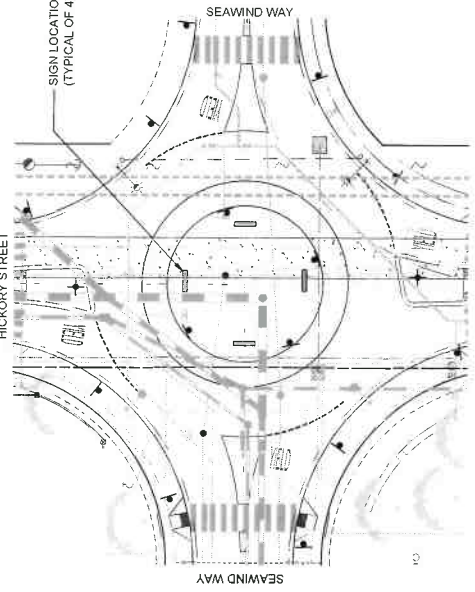
B WILLOW STREET AND ENTERPRISE DRIVE SIGNS
1"=20'-0"



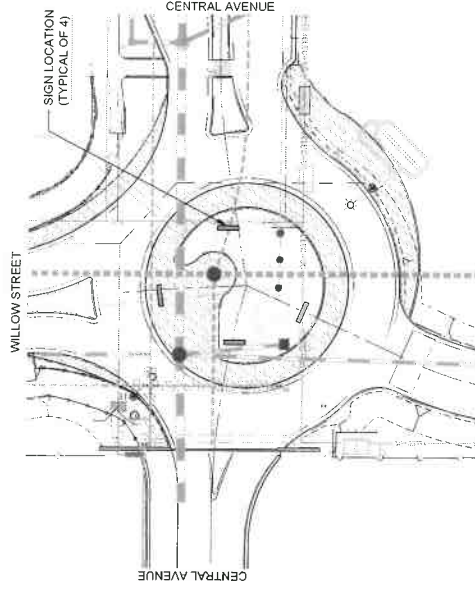
D WILLOW STREET AND SEAWIND WAY SIGNS
1"=20'-0"



A HICKORY STREET AND ENTERPRISE DRIVE SIGNS
1"=20'-0"



C HICKORY STREET AND SEAWIND WAY SIGNS
1"=20'-0"



E WILLOW STREET AND CENTRAL AVENUE SIGNS
1"=20'-0"

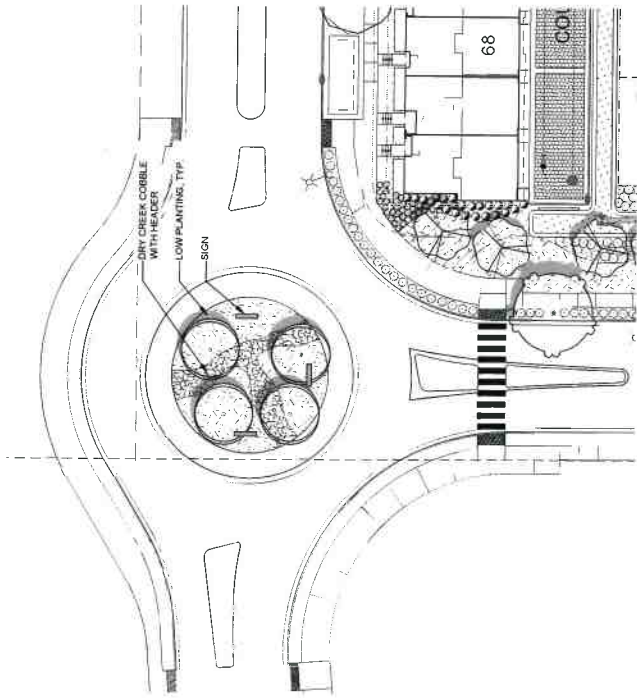
Trumark Companies
3001 Bishop Drive, Suite 100
San Ramon, CA 94583 (925) 999-3930

VA VAN DORN ABED
LANDSCAPE ARCHITECTS, INC.
87 14TH STREET, SAN FRANCISCO, CA
78 9403 PH (415) 864-8021 FAX (415) 864-4756

BAYSIDE
Newark, California

EXHIBIT C p1 ROUNDABOUT SIGN LOCATIONS
L1.0
10/22/16





— SIGN PLAN
1"=20'-0"



Trumark Companies

3001 Bishop Drive, Suite 100
San Ramon, CA 94583 (925) 999-3950



VAN DORN ABIED
LANDSCAPE ARCHITECTS, INC.
81 14TH STREET, SAN FRANCISCO, CA
ZF 9402 PH (415) 864-9211 FAX (415) 864-0796



— SIGN ELEVATION - BACKER BOARDS WITH STONE VENEER
1"=1'-0"



CORONADO STONE, SANTA BARBARA - SAND DUNE

- NOTE:**
1. STONE VENEER IS ON ALL FOUR SIDES.
 2. DECORATIVE CAP IS TO BE SOLUBLE MOLULAR WALL CAP AVAILABLE THROUGH STEERSTONE, INC. AT 800-572-8629. COLOR AND FINISH TO BE 165-ADobe LIGHT SANDBLAST.

BAYSIDE

Newark, California

EXHIBIT C p2 NEIGHBORHOOD SIGN CONCEPT

L1.2

10/02/16